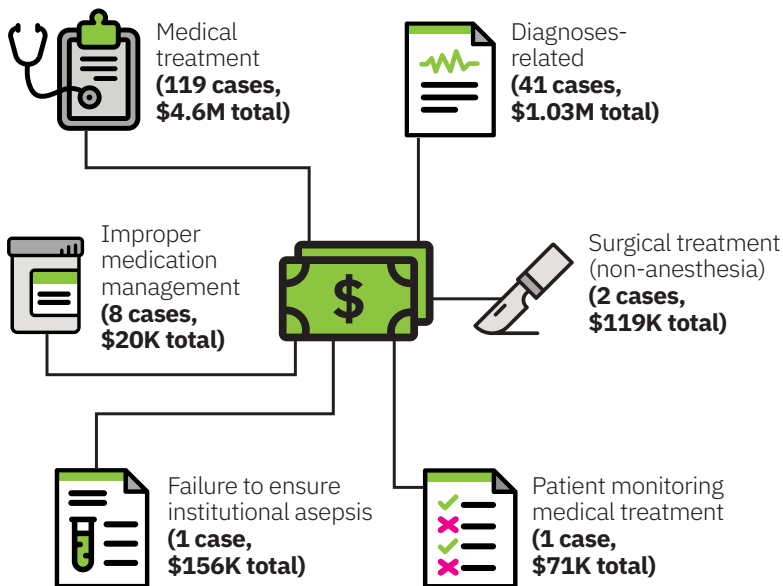


Dermatology—claims statistics and analysis

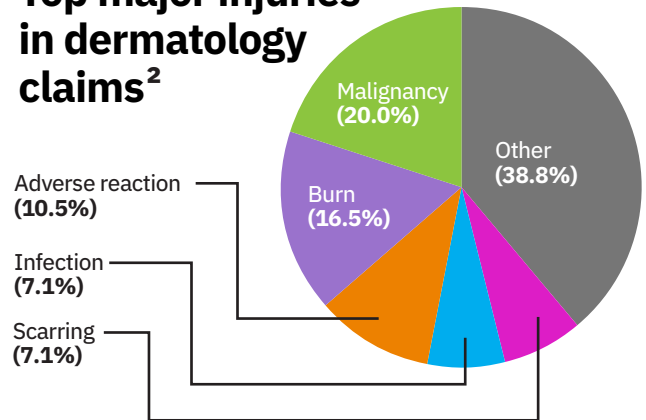
Factors that influence the frequency of dermatology claims¹

1. What percentage of the provider's diagnoses are for allergic reactions?
2. What percentage of the provider's diagnoses are for benign tumors?
3. What percentage of the provider's services are for medications?
4. How many interferon inducer scripts were prescribed by the provider?
5. How many patients filled scripts for retinoids prescribed by the provider?
6. What percentage of the provider's billed activity are for minor surgeries?
7. How many patients filled scripts for steroids prescribed by the provider?

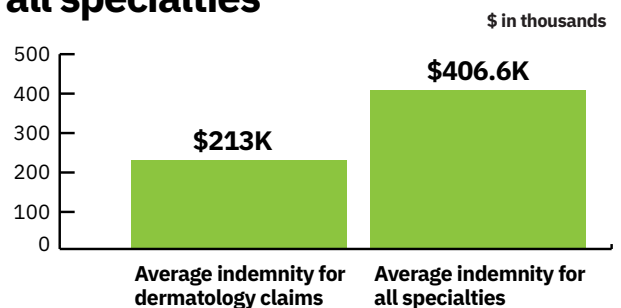
Top allegations in dermatology claims: outpatient/ambulatory²



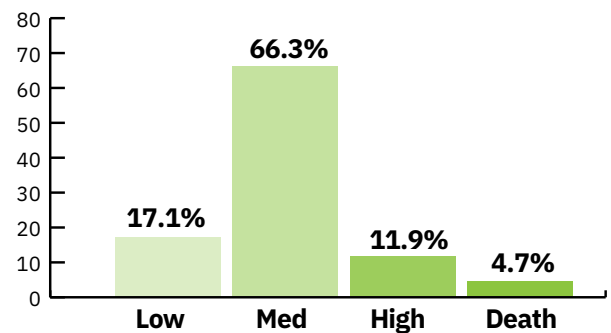
Top major injuries in dermatology claims²



Indemnity for dermatology vs. all specialties²



Clinical severity of injury for dermatology claims²



Low = Temporary insignificant injury or emotional only
Medium = Temporary major or permanent minor injury
High = Permanent significant, major, or grave injury
Death = Adult, child, infant, or fetal death



Explore the **MIEC Knowledge Library**, which contains valuable patient safety and risk management content.

Data Driven Risk Management: MIEC partners with independent sources to supply detailed data that allows for analysis and insight. This information is intended to help MIEC members evaluate their practices and procedures.

Notes: 1. Preverity analysis of claims data. 2. Candello Discover event search, event year 2008-2023.

miec.com
800.227.4527

