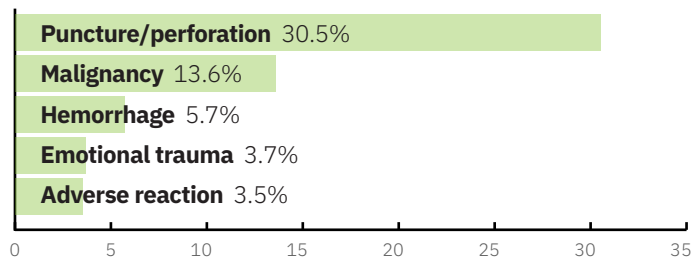


# Gastroenterology—claims statistics and analysis

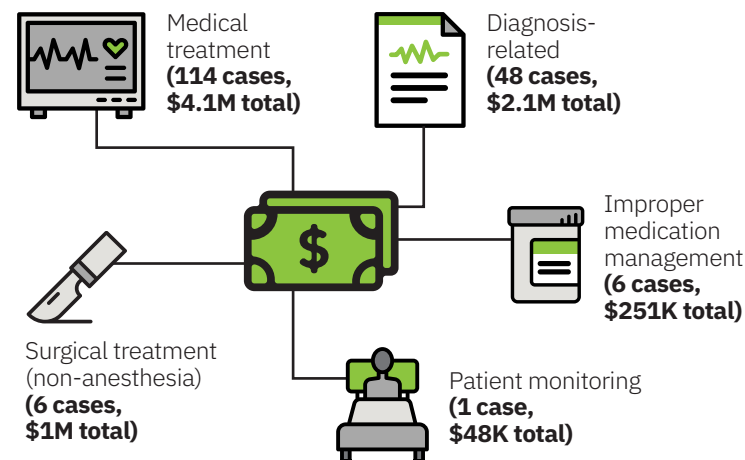
## Factors that influence the frequency of gastroenterology claims<sup>1</sup>

1. What fraction of the provider's procedures were billed to an ambulatory setting?
2. What percentage of the provider's patients were diagnosed with peripheral vascular disease?
3. How many different hospitals are associated with the provider?
4. How many patients were diagnosed with organ failure?
5. Is the physician a pediatric gastroenterologist?

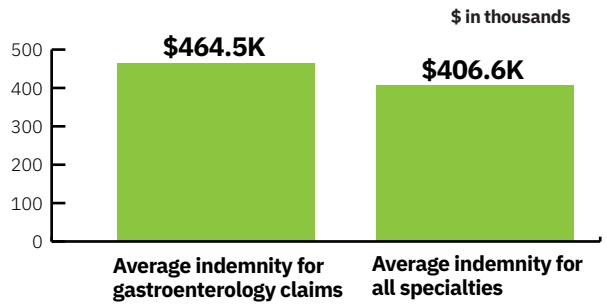
## Top major injuries<sup>2</sup>



## Top allegations in gastroenterology claims<sup>3</sup>



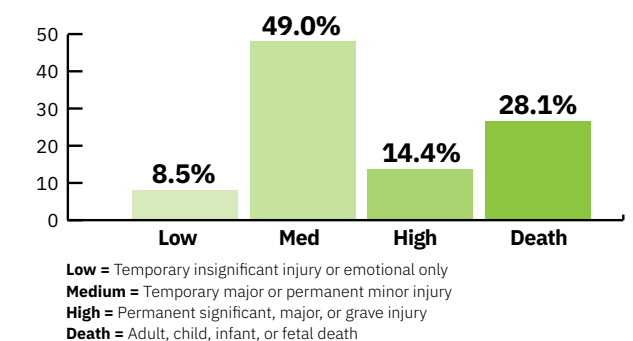
## Indemnity for gastroenterology vs. all specialties<sup>2</sup>



## Top contributing factors<sup>2</sup>

- 48.0%** Technical performance—possible technical problem, known complication
- 19.0%** Failure to appreciate and reconcile relevant sign/symptom/test result
- 16.7%** Selection/management therapy—surgical/invasive procedures
- 15.8%** Patient assessment—failure/delay in ordering diagnostic test
- 11.3%** Communication among providers—regarding patient's condition

## Clinical severity of injury for gastroenterology claims<sup>2</sup>



Explore the **MIEC Knowledge Library**, which contains valuable patient safety and risk management content.

**Data Driven Risk Management:** MIEC partners with independent sources to supply detailed data that allows for analysis and insight. This information is intended to help MIEC members evaluate their practices and procedures.

**Notes:** <sup>1</sup> Prevalence analysis of claims data. <sup>2</sup> Candello Discover, (N=1,518) national gastroenterology claims from assert years 2008-2023. <sup>3</sup> Candello Explore, (N=178) MIEC gastroenterology claims from assert years 2008-2023.

miec.com  
800.227.4527

