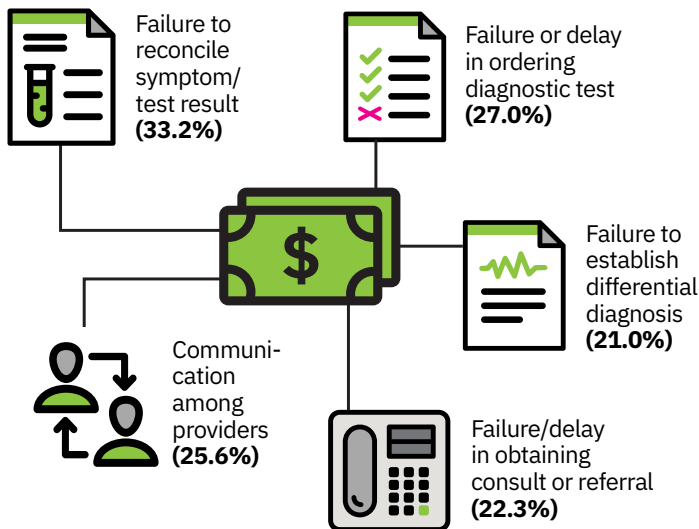


Hospitalist—claims statistics and analysis

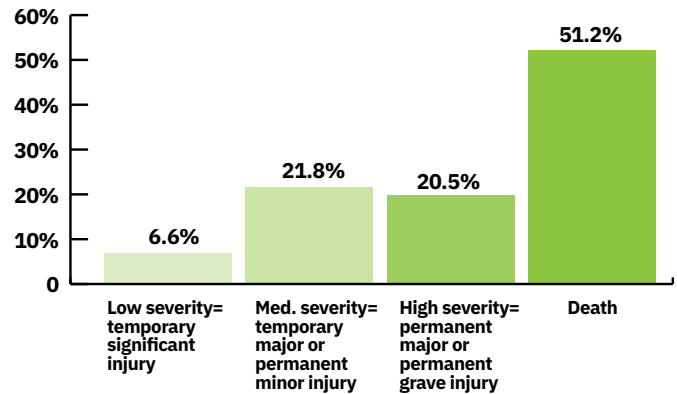
Factors that influence the frequency of claims¹

1. How complex are the provider's procedures?
2. What percentage of the provider's procedures relate to certain conditions? (e.g. skin, ear)
3. How many medical services has the provider delivered?
4. How many patients transferred to a different facility?
5. What is the average age of the provider's patients who have had radiology procedures done on their head?

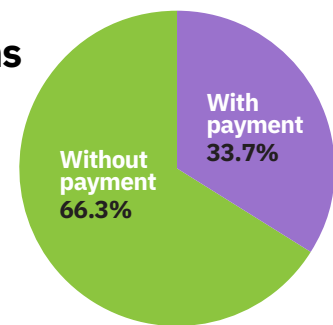
Top contributing drivers for claims²



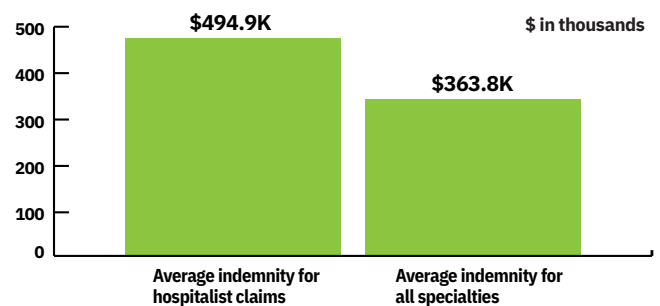
Clinical severity of hospitalist claims² Average indemnity: \$494.9K



Hospitalist claims closed without indemnity payment²



Indemnity for hospitalist vs. all specialties²



Explore the **MIEC Knowledge Library**, which contains valuable patient safety and risk management content.

Data Driven Risk Management: MIEC partners with independent sources to supply detailed data that allows for analysis and insight. This information is intended to help MIEC members evaluate their practices and procedures. **Notes:** 1. Prevalency analysis of claims data. 2. Candello coding data, 2016-2022, n=303.

miec.com
800.227.4527

