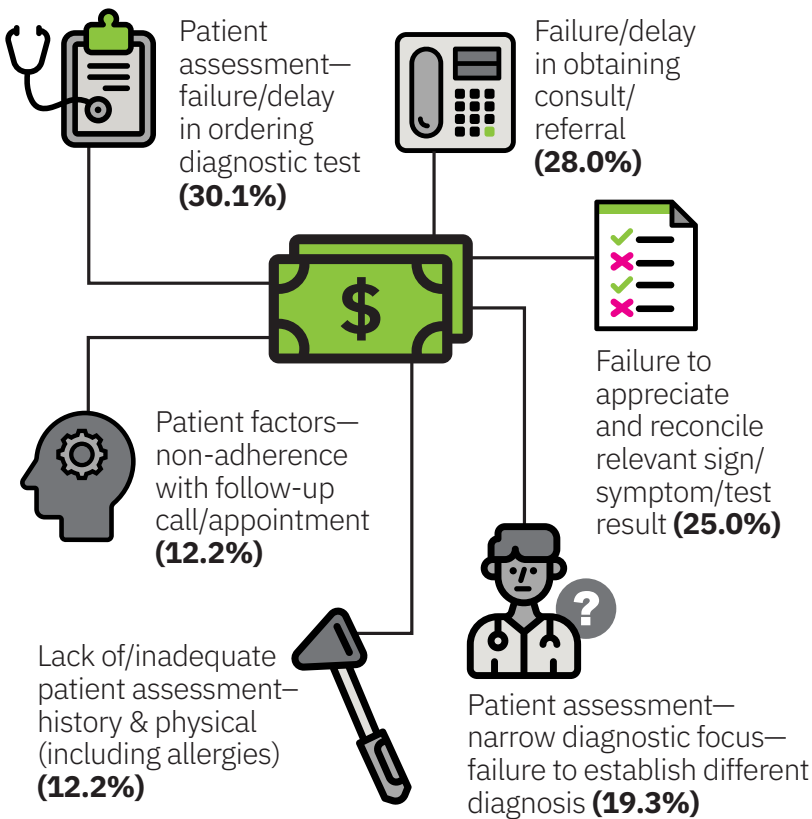


Primary Care—claims statistics and analysis

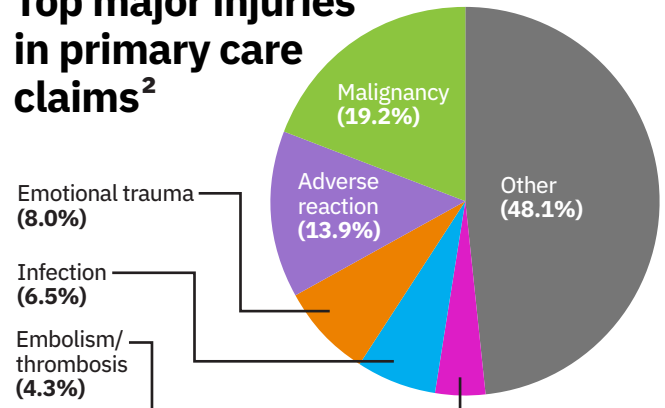
Factors that influence the frequency of primary care claims¹

1. Number of patients prescribed opioids or benzodiazepines
2. How many zip codes are represented by patients receiving prescriptions?
3. What percentage of the provider's bills are visits for established office patients?
4. How severe are the patients seen by this provider?
5. Number of services provided in a skilled nursing facility

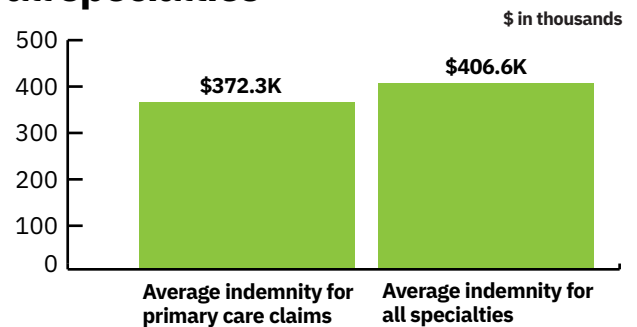
Top contributing factors²



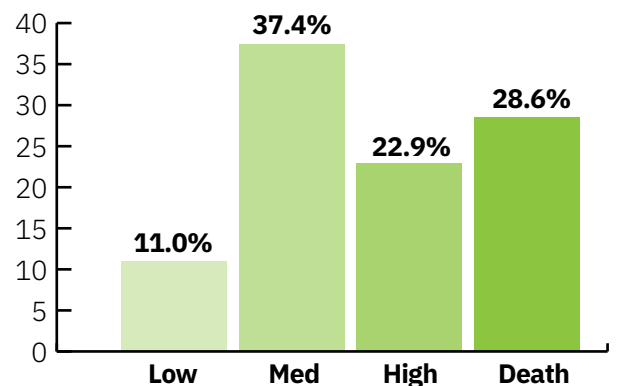
Top major injuries in primary care claims²



Indemnity for primary care vs. all specialties²



Clinical severity of injury for primary care claims²



Low = Temporary insignificant injury or emotional only
Medium = Temporary major or permanent minor injury
High = Permanent significant, major, or grave injury
Death = Adult, child, infant, or fetal death



Explore the **MIEC Knowledge Library**, which contains valuable patient safety and risk management content.

Data Driven Risk Management: MIEC partners with independent sources to supply detailed data that allows for analysis and insight. This information is intended to help MIEC members evaluate their practices and procedures.

Notes: 1. Preverity analysis of claims data. 2. Candello Discover event search, Event Year 2008-2023.

miec.com
800.227.4527

