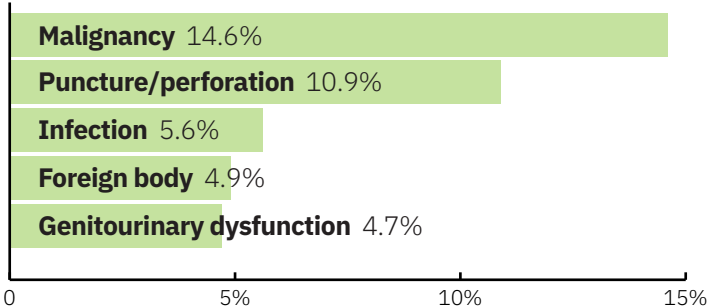


Urology—claims statistics and analysis

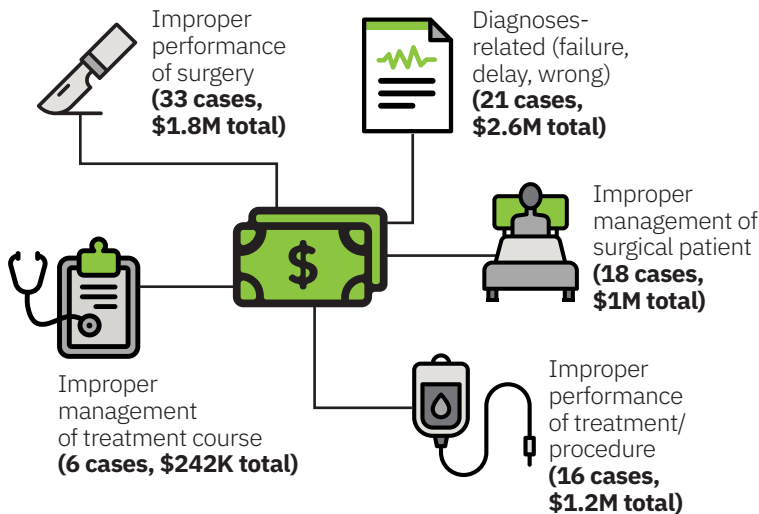
Factors that influence the frequency of urology claims¹

1. Number of patients diagnosed with puncture or hemorrhage
2. Percentage of procedures billed on a Friday
3. Severity of patients seen
4. Percentage of diagnoses for male genital issues
5. Percentage of procedures billed to an ambulatory setting

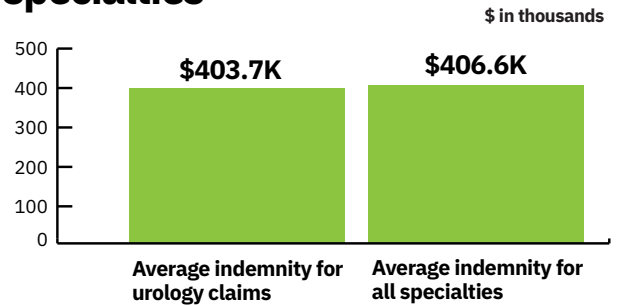
Top major injuries²



Top allegations in urology claims³



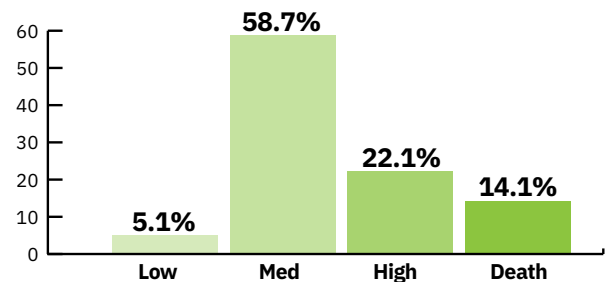
Indemnity for urology vs. all specialties²



Top contributing factors²

- 39.1% Technical performance — possible technical problem, know complication
- 23.9% Selection/management therapy — surgical/invasive procedures
- 19.9% Failure to appreciate and reconcile relevant sign/symptom/test result
- 17.4% Patient assessment — failure/delay in ordering diagnostic test
- 13.0% Patient factors — seeking other providers due to dissatisfaction

Clinical severity of injury for urology claims²



Low = Temporary insignificant injury or emotional only
Medium = Temporary major or permanent minor injury
High = Permanent significant, major, or grave injury
Death = Adult, child, infant, or fetal death



Explore the **MIEC Knowledge Library**, which contains valuable patient safety and risk management content.

Data Driven Risk Management: MIEC partners with independent sources to supply detailed data that allows for analysis and insight. This information is intended to help MIEC members evaluate their practices and procedures.
Notes: 1. Preverity analysis of claims data. 2. Candello Discover, (N=1,437) national urology surgery claims from assert years 2008-2023. 3. Candello Explore, (N=110) MIEC urology claims from assert years 2008-2023.

miec.com
800.227.4527

